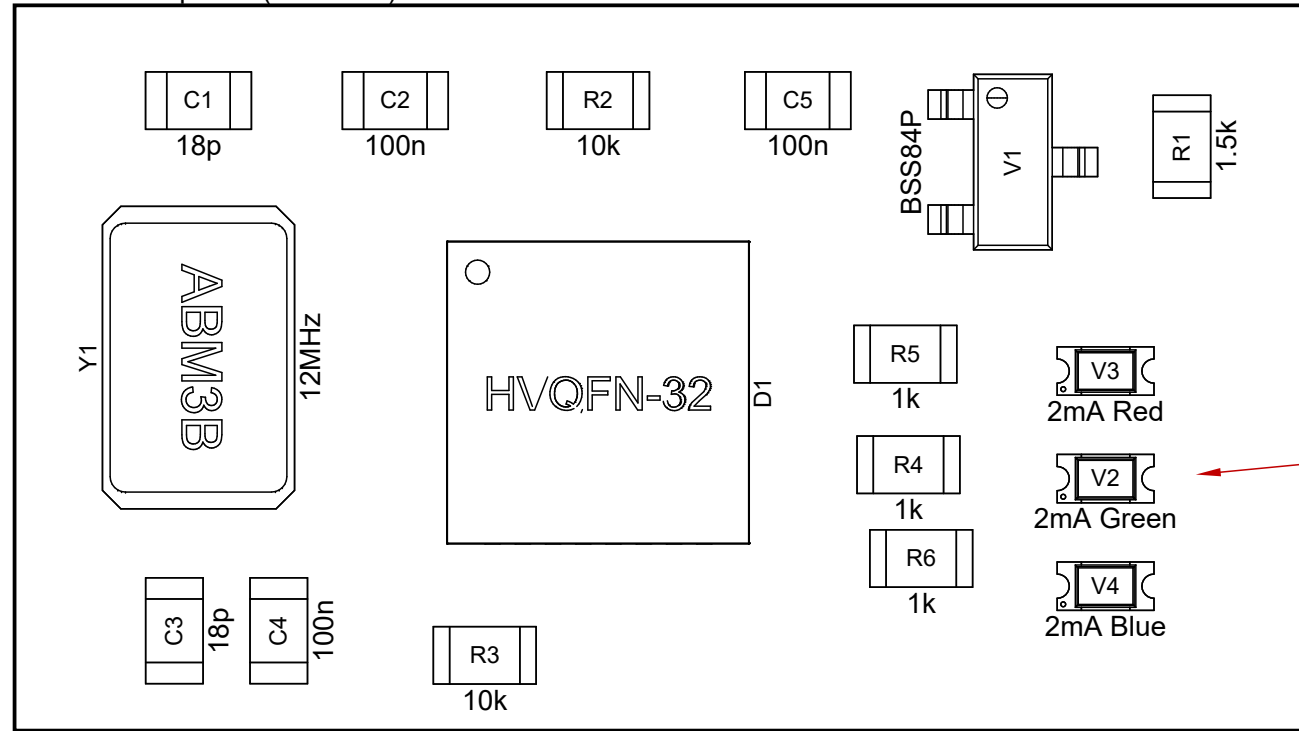
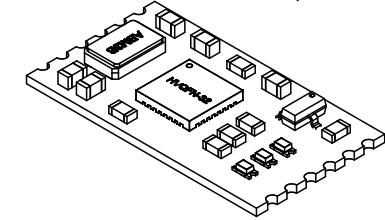


# MDDS DAPLink Module Rev. 2 Bestückungsplan

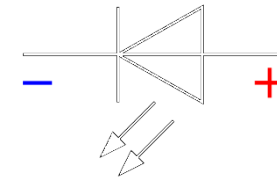
View from Top side (Scale 8:1)



View from Front side (Scale 2:1)



Einbaurichtung der 3 LEDs:



## Bill Of Materials

Line #	Designator	Comment	Quantity	Footprint
1	C1, C3	18p	2	CAPC0603(1608) 100_N
2	C2, C4, C5	100n	3	CAPC0603(1608) 100_N
3	D1	LPC11U35FHI33/501	1	HVQFN-32
4	R1	1.5k	1	RESC0603(1608)_N
5	R2, R3	10k	2	RESC0603(1608)_N
6	R4, R5, R6	1k	3	RESC0603(1608)_N
7	V1	BSS84P	1	SOT23-3
8	V2	Green LED 2mA	1	LED_0603_GREEN
9	V3	Red LED 2mA	1	LED_0603_RED
10	V4	Blue LED 2mA	1	LED_0603_BLUE
11	Y1	12MHz	1	ABRA-ABM3B-4_V